

# VIRTUAL LEARNING- EDGENUITY



**A Guide presentation by Ms. Springman**



# OR AT HOME ... GOOGLE SEARCH EDGENUITY



edgenuity



All



News



Videos



Images



Shopping



More

Settings

Tools

About 1,460,000 results (0.57 seconds)

 [www.edgenuity.com](http://www.edgenuity.com)

## Edgenuity

**Edgenuity** is a leading provider of K–12 online curriculum and blended learning solutions. We specialize in online courses, instructional services, and more.

You've visited this page many times. Last visit: 9/14/20

### Login

Welcome to Edgenuity, this is the login portal for all student and ...

### About Edgenuity

Edgenuity is a leading provider of K–12 online learning solutions.

### Courses + Curriculum

Online Courses + Curriculum for Middle + High School Students ...

[More results from edgenuity.com »](#)

### High School

Partner with Edgenuity to offer your students online high school ...

### Edgenuity Help for Families

Virtual Learning for Families Webinar Series. As more ...

### Middle School



Edgenuity offers middle school online curriculum, personalized ...

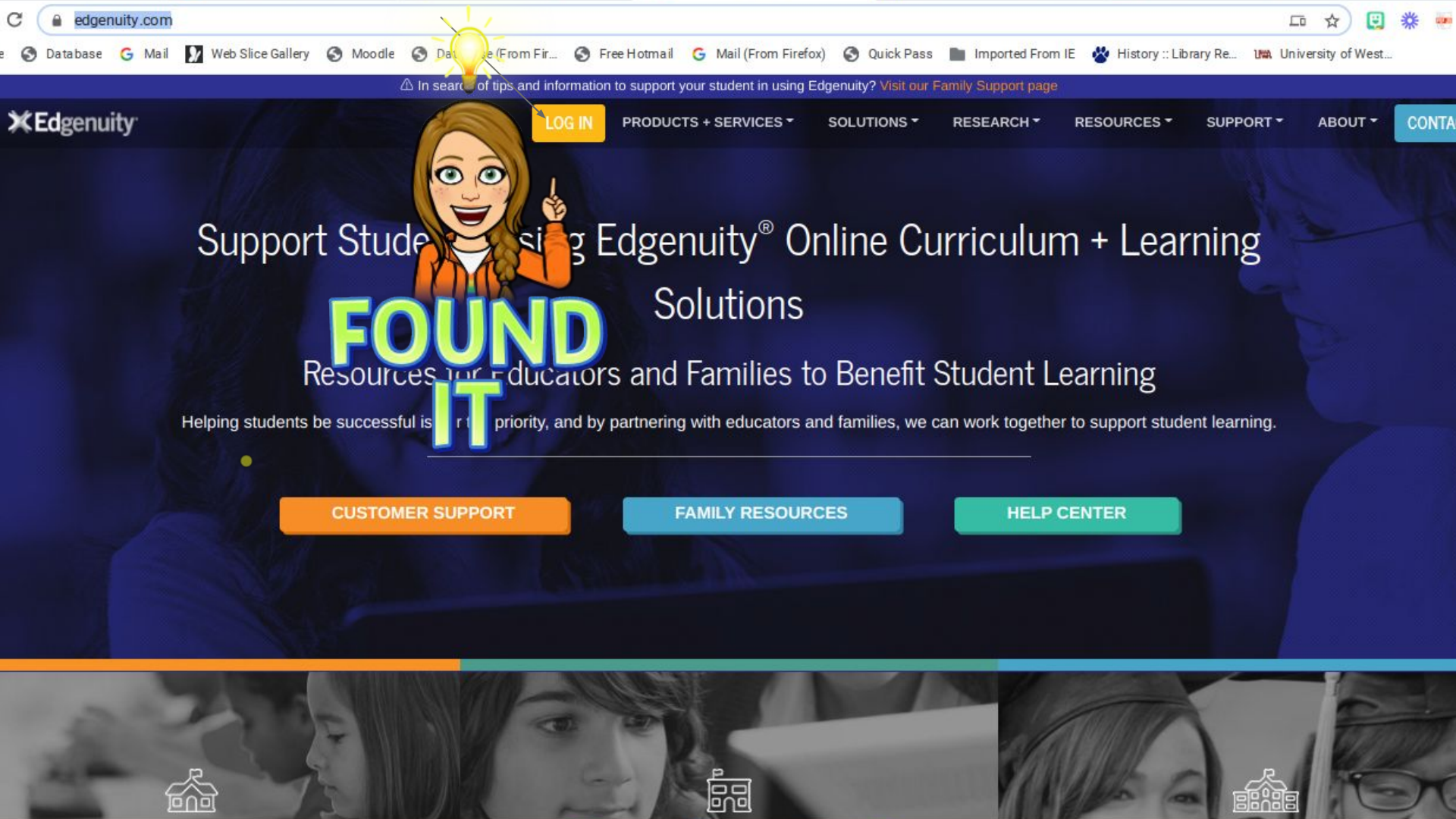


# THIS CAN BE DONE ANYWHERE YOU HAVE INTERNET!



On a phone, tablet, or computer... Edgenuity can be done anywhere, anytime, any hour of any day!





🚩 In search of tips and information to support your student in using Edgenuity? Visit our [Family Support page](#).

# Support Students using Edgenuity® Online Curriculum + Learning

# FOUND IT

## Solutions

### Resources for Educators and Families to Benefit Student Learning

Helping students be successful is our top priority, and by partnering with educators and families, we can work together to support student learning.

[CUSTOMER SUPPORT](#)

[FAMILY RESOURCES](#)


[HELP CENTER](#)



# LOG IN...

Using your student ID (student email) & Password

Reach out if you need assistance.



Welcome to Edgenuity



Edgenuity

STUDENT LOGIN

EDUCATOR LOGIN

FAMILY LOGIN

SIS LOGIN



Pathblazer

PATHBLAZER LOGIN



Hybridge

# WORK ON COURSES ASSIGNED

Enter the course of your choice that you are assigned. Give a good faith effort in completing at least 20-30 minutes of work time each day to completing your course. My expectation daily is to achieve 2% completion for each class period so for virtual learners... try to complete 14% completion daily in your chosen course.

If you need a test reset or assistance of any kind, reach out...

You can reach me at: [susan.springman@psd150.org](mailto:susan.springman@psd150.org)

Or Text me at 815-780-9151

As always I'm happy to assist if I can.

